



# Enabling the Business of Agriculture



**WORLD BANK GROUP**

César Chaparro Yedro  
EBA Coordinator  
October 10, 2017

# Background - Genesis and Timeline

2012

2013-14

2014-15

2016

2017

2018

EBA  
Kick off




Pilot data  
collection in  
10 countries

Data  
collection in  
40 countries

Data  
collection in  
62 countries

Dissemination  
Policy analysis  
Methodology  
refinement

Data  
collection in  
80 countries



DANIDA



Government of  
the Netherlands

BILL & MELINDA  
GATES foundation

# Methodology - Country Coverage

## OECD HIGH INCOME:

Chile  
Denmark  
Greece  
Poland  
Spain  
Italy  
Korea  
Netherlands

## LAC:

Bolivia  
Colombia  
Guatemala  
Haiti  
Mexico  
Nicaragua  
Peru  
Uruguay

## MENA:

Egypt, Arab Rep.  
Jordan  
Morocco

## SSA:

Benin	Mali
Burkina Faso	Mozambique
Burundi	Niger
Cameroon	Nigeria
Cote D'Ivoire	Rwanda
Ethiopia	Senegal
Ghana	Sudan
Kenya	Tanzania
Liberia	Uganda
Malawi	Zambia
	Zimbabwe

## ECA:

Armenia  
Bosnia-Herzegovina  
Georgia  
Kyrgyz Republic  
Romania

Russian Federation  
Serbia  
Tajikistan  
Turkey  
Ukraine

## EAP:

Cambodia  
Lao, PDR  
Malaysia  
Myanmar  
Philippines  
Thailand  
Vietnam

## SA:

Bangladesh  
India  
Nepal  
Sri Lanka

## India: Sub-national study in

- Bihar
- Maharashtra
- Odisha
- Uttar Pradesh

- EBA15 pilot countries
- EBA16 countries added
- EBA17 countries added

# Methodology- Thematic Coverage



EBA benchmarks **industries** associated with activities along the **agribusiness value chain**

# Methodology - Scored Indicators

	"LEGAL" INDICATORS	"EFFICIENCY" INDICATORS
<b>SEED</b>	<ul style="list-style-type: none"> <li>&gt; Plant breeding</li> <li>&gt; Variety registration</li> <li>&gt; Seed quality control</li> </ul>	<ul style="list-style-type: none"> <li>&gt; Time and cost to register new varieties</li> </ul>
<b>FERTILIZER</b>	<ul style="list-style-type: none"> <li>&gt; Fertilizer registration</li> <li>&gt; Quality control of fertilizer</li> <li>&gt; Importing and distributing fertilizer</li> </ul>	<ul style="list-style-type: none"> <li>&gt; Time and cost to register a new fertilizer product</li> </ul>
<b>MACHINERY</b>	<ul style="list-style-type: none"> <li>&gt; Tractor operation</li> <li>&gt; Tractor testing and standards</li> <li>&gt; Tractor import</li> </ul>	<ul style="list-style-type: none"> <li>&gt; Time and cost to obtain type approval</li> <li>&gt; Time and cost to register a tractor</li> </ul>
<b>FINANCE</b>	<ul style="list-style-type: none"> <li>&gt; Branchless banking</li> <li>&gt; Movable collateral</li> <li>&gt; Non-bank lending institutions</li> </ul>	
<b>MARKETS</b>	<ul style="list-style-type: none"> <li>&gt; Producer organizations</li> <li>&gt; Plant protection</li> <li>&gt; Agricultural trade</li> </ul>	<ul style="list-style-type: none"> <li>&gt; Documents, time and cost to export agricultural goods</li> </ul>
<b>TRANSPORT</b>	<ul style="list-style-type: none"> <li>&gt; Trucking licenses and operations</li> <li>&gt; Cross-border transportation</li> </ul>	<ul style="list-style-type: none"> <li>&gt; Time and cost to obtain trucking licenses</li> <li>&gt; Time and cost to obtain cross-border licenses</li> </ul>
<b>WATER</b>	<ul style="list-style-type: none"> <li>&gt; Integrated water resource management</li> <li>&gt; Individual water use for irrigation</li> </ul>	
<b>ICT</b>	<ul style="list-style-type: none"> <li>&gt; Information and communication technology</li> </ul>	

# Methodology - Data Collection

## Public Sector

- Ministries of agriculture, transport, environment, information and technology
- Central banks, financial supervisory authorities
- State inspectors, land registries, cadasters, agricultural research institutes and others

## Private Sector

- Agricultural input companies
- Trucking companies
- Cooperatives and farmers' associations
- Agricultural holdings
- Mobile network operators
- Lawyers
- Commercial banks and microfinance institutions
- Academia
- Civil society organizations



# MARKETS – Topic Coverage



## Agricultural Trade

**Domestic trade and export of agricultural products**

**Documents, time and cost to export agricultural products**

## Plant Protection

**Legal framework impacting management and control of pests and diseases (export focus)**

## Producer Organizations

**Establishment, operations, and inclusiveness**

# MARKETS – AgriTrade

## EBA17

## +EBA19



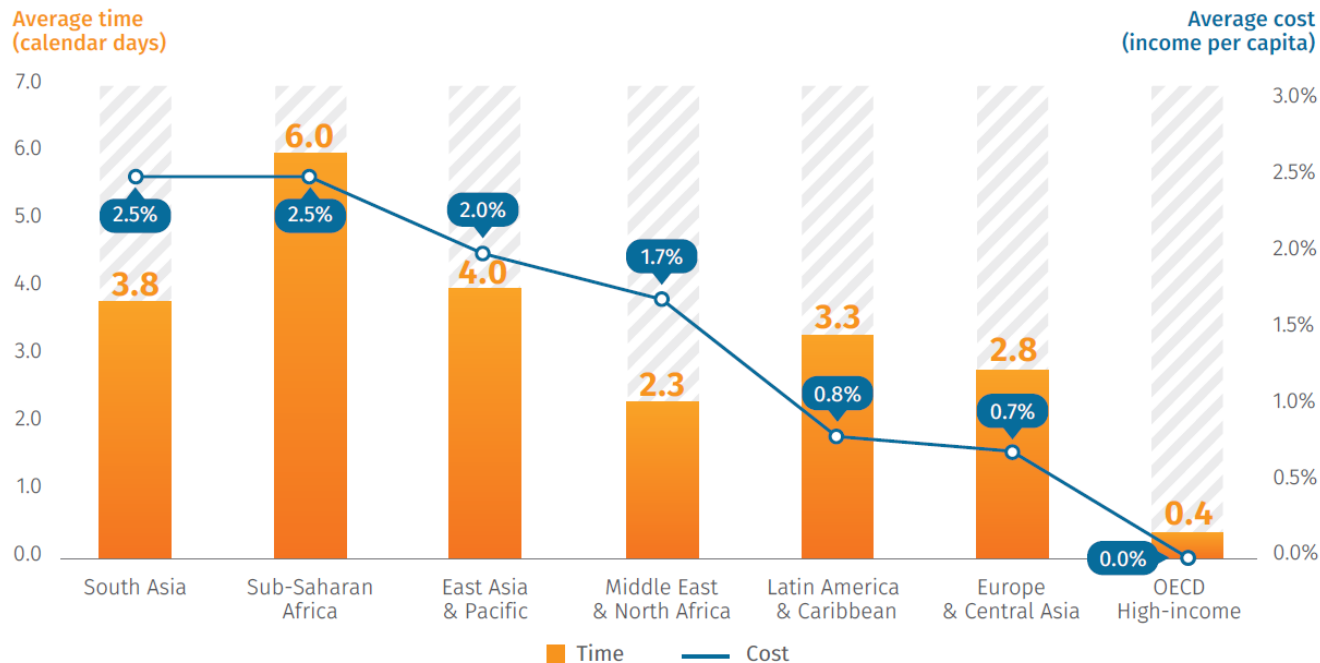
- | EBA17  | +EBA19  |
|--|---|
| <ul style="list-style-type: none"><li>• No price controls, auction, membership or licensing requirements for traders.</li><li>• Electronic application, onsite issuance, or ePhyto for phytosanitary certificates.</li><li>• Phytosanitary fee schedules are publicly available online, or in legislation.</li><li>• Efficient and affordable per-shipment document requirements for agri-trade.</li></ul> | <ul style="list-style-type: none"><li>• Neither mandatory nor <i>recommended</i> prices apply</li><li>• Risk-based food safety inspections (notice, charges, penalties)</li><li>• Fee schedules are available at an enquiry point via telephone</li><li>• Risk-based phytosanitary inspections for export product</li></ul> |



# Findings – Per-shipment exports



- The cost to obtain per-shipment export documents is highest in South Asia and Sub-Saharan Africa



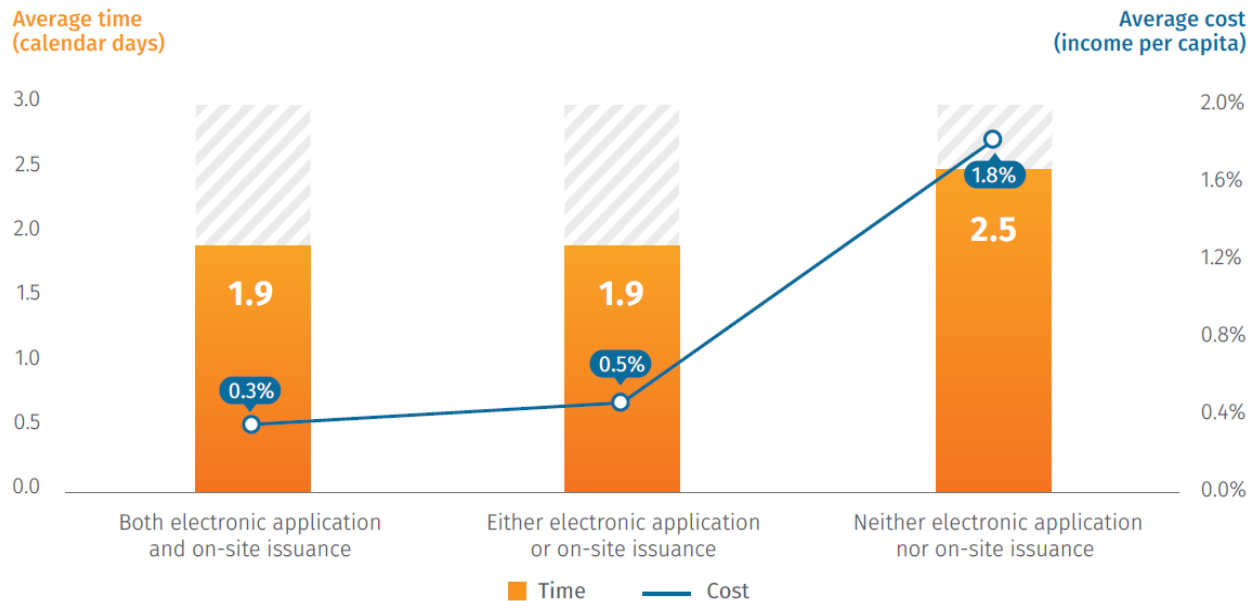
Source: EBA database.

Note: Data on time to obtain per-shipment export documents are not available for Ghana, Haiti, Malaysia and Zimbabwe. Data on cost to obtain per-shipment export documents are not available for Liberia. These cases were excluded from the calculation of the averages by region.

# Findings – Phytosanitary certificates



- It is cheaper and faster to obtain a phytosanitary certificate in countries that have electronic processes in place and that can conduct inspections and issue certificates on-site




Notes: Data on electronic application of phytosanitary certificates are not available for Egypt, Arab Rep., Senegal, Serbia, Spain, Sudan, Tajikistan, Turkey, Uganda, Ukraine and Uruguay. Data on on-site issuance of phytosanitary certificates are not available for Ghana and Sudan. These cases were excluded from the calculation of the averages.

# Markets – Plant Protection

## EBA17

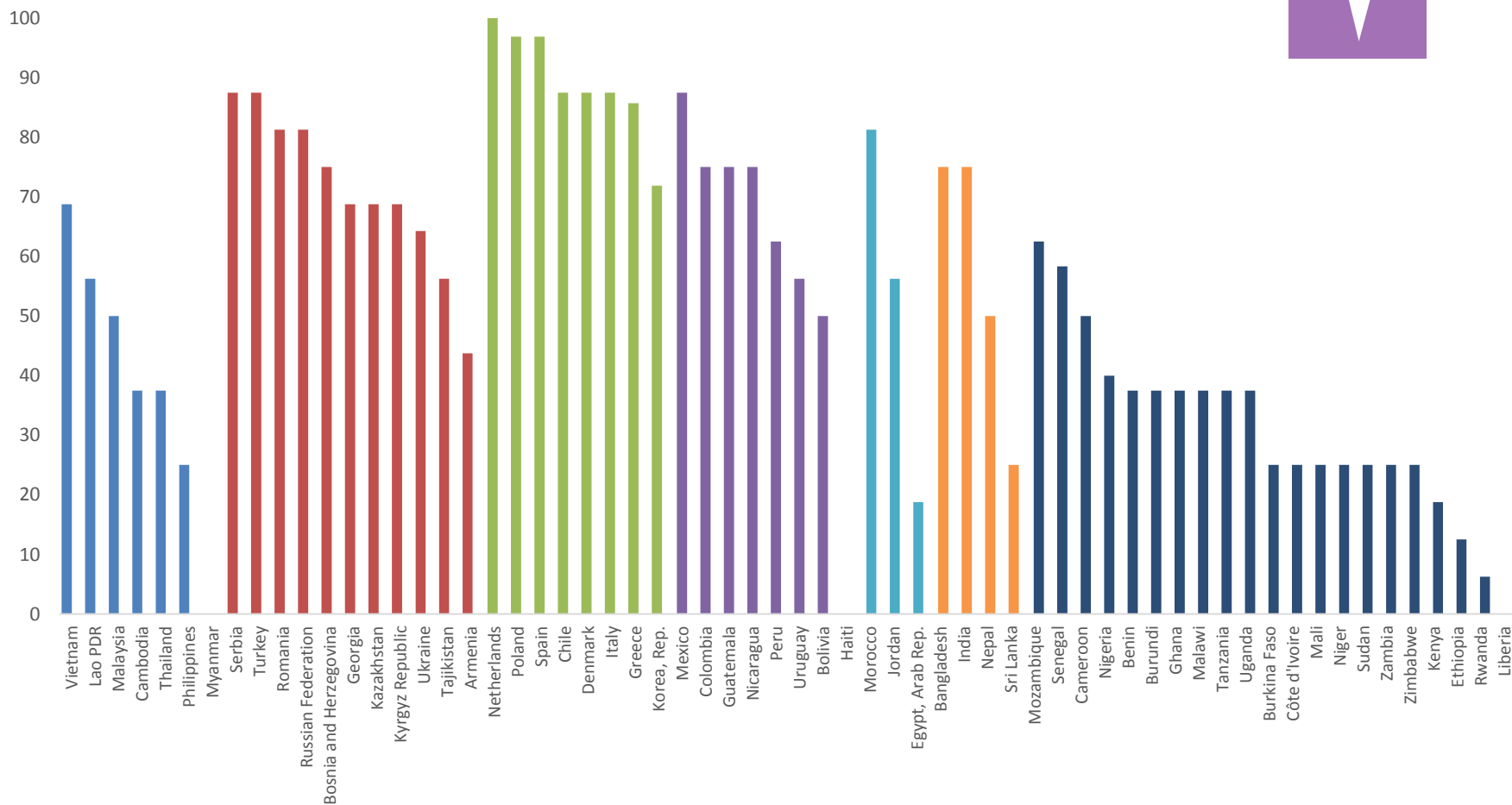

## +/- EBA19



- Lists of regulated pests available online or in legislation
- Pest database exists online (photos, treatments, etc.)
- Pest surveillance (Gov) and pest reporting (citizens) obligations apply
- Pest risk analysis (PRA) is required, available online
- Risk-based phytosanitary import inspections may be conducted

- Surveys (general and specific) are up-to-date
- List of regulated pests is up-to-date
- Registration of pesticides (chemical vs. bio), online catalogue, post-registration surveillance

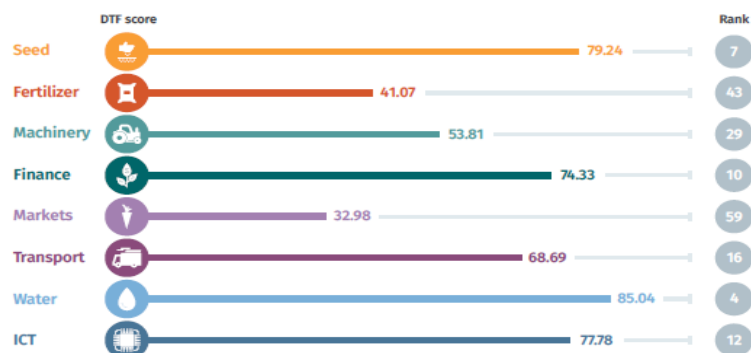
# Findings – Plant Protection score



■ East Asia & Pacific ■ Europe & Central Asia ■ High income: OECD ■ Latin America & Caribbean ■ Middle East & North Africa ■ South Asia ■ Sub-Saharan Africa

# Dissemination - Country profiles

SUB-SAHARAN AFRICA  
LOWER MIDDLE INCOME



## SEED | DTF Score 79.24 | Rank 7

Plant breeding index (0-10)	10.0
Variety registration index (0-8)	7.0
Time to register new variety (days)	322
Cost to register new variety (% income per capita)	123.2
Seed quality control index (0-12)	6.0

## FERTILIZER | DTF Score 41.07 | Rank 43

Fertilizer registration index (0-7)	1.5
Time to register a new fertilizer product (days)	N/A
Cost to register a new fertilizer product (% income per capita)	N/A
Quality control of fertilizer index (0-7)	4.0
Importing & distributing fertilizer index (0-7)	6.0

## MACHINERY | DTF Score 53.81 | Rank 29

Tractor operation index (0-5)	2.5
Time to register a tractor (days)	7
Cost to register a tractor (% income per capita)	2.0
Tractor testing and standards index (0-8)	2.7
Time to obtain type approval (days)	N/A
Cost to obtain type approval (% income per capita)	N/A
Tractor import index (0-5)	5.0

## FINANCE | DTF Score 74.33 | Rank 10

<b>Branchless Banking</b>	
Agent banking index (0-5)	4.2
E-money index (0-4)	4.0
<b>Movable Collateral</b>	
Warehouse receipts index (0-5)	0.0
Doing Business - getting credit index (0-8)	5.0
<b>Non-bank Lending Institutions</b>	
Microfinance institutions index (0-7)	7.0
Financial cooperatives index (0-7)	7.0

## MARKETS | DTF Score 32.98 | Rank 59

Producer organizations index (0-13)	6.9
Plant protection index (0-8)	1.5
Agricultural trade index (0-9)	3.5
Documents to export agricultural goods (number)	4
Time to export agricultural goods (days)	4
Cost to export agricultural goods (% income per capita)	5.6

## TRANSPORT | DTF Score 68.69 | Rank 16

Trucking licenses and operations index (0-11)	3.5
Time to obtain trucking licenses (days)	1
Cost to obtain trucking licenses (% income per capita)	2.2
Cross-border transportation index (0-9)	6.0
Time to obtain cross-border license (days)	10
Cost to obtain cross-border license (% income per capita)	14.9

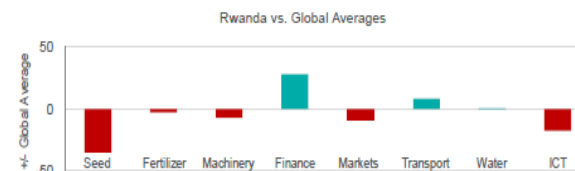
## WATER | DTF Score 85.04 | Rank 4

Integrated water resource management index (0-29)	22.5
Individual water use for irrigation index (0-20)	18.5

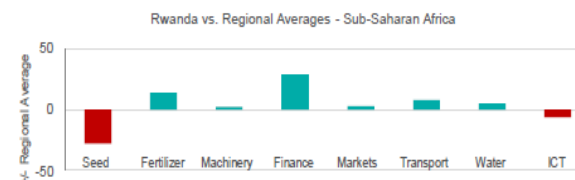
## ICT | DTF Score 77.78 | Rank 12

ICT index (0-9)	7.0
-----------------	-----

Global  
Comparison



Regional  
Comparison





<http://eba.worldbank.org>



**WORLD BANK GROUP**

**QUESTIONS!**